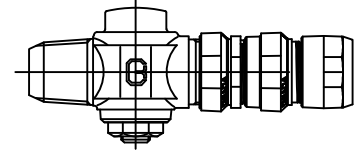


Cambridge Brass
P.O. Box 249
140 Orion Place
Cambridge, Ontario
Canada N1R 5V1
Tel: (519) 621-5520
Fax: (519) 621-8674
http://www.cambridgebrass.com

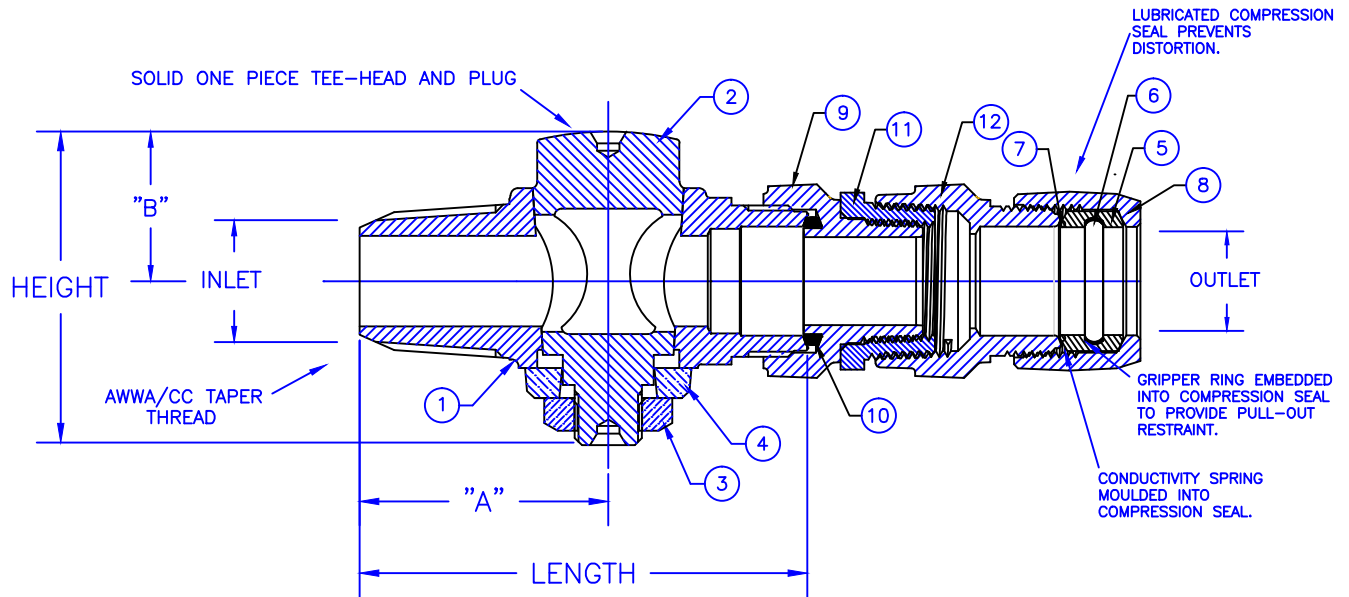


MODEL NO. 302NL

AWWA (CC) x CB COMPRESSION
INSULATED

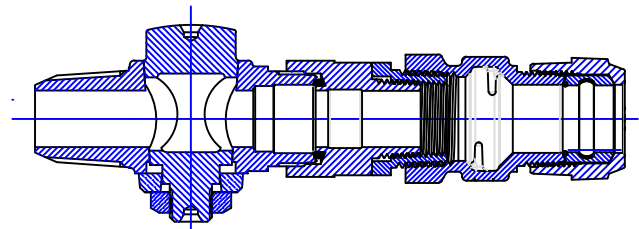
CORPORATION MAIN STOP
PLUG STYLE

AWWA/CC TAPER THREAD INLET x CB COMPRESSION INSULATED FOR COPPER OR PLASTIC TUBING (CTS) OUTLET
WITH PROTECTION AGAINST SERVICE LINE ELECTROLYSIS



PARTS AND MATERIAL:

1. VALVE BODY: CAST BRASS, ALLOY C89833
2. TAPERED PLUG: CAST BRASS, ALLOY C89833
3. STOP NUT: CAST BRASS, ALLOY C83600
4. WASHER: CAST BRASS, ALLOY C83600
5. COMPRESSION SEAL: NITRILE RUBBER
6. GRIPPER: STAINLESS STEEL, TYPE 302
7. CONDUCTOR SPRING: BRASS
8. TAILNUT: CAST BRASS, ALLOY C83600
9. FEMALE COMPRESSION BODY: CAST BRASS, ALLOY C89833
10. SEAL: NITRILE RUBBER
11. INSULATOR: NYLON
12. INSULATOR BODY: CAST BRASS, ALLOY C89833



302NL-A3HI3 CONFIGURATION

FEATURES:

- ALL COMPONENTS CONFORM TO AWWA C800-05 (ASTM B-584, UNS NO C89833 FOR BRASS PARTS IN CONTACT WITH POTABLE WATER, AND ASTM B-62 AND B-584, UNS NO C83600 FOR ALL OTHER BRASS PARTS).
- CONFORMS TO ANSI/NSF 61-8
- CONFORMS TO ANSI/NSF 372 (COMPLIANT WITH US Safe Drinking Water Act. PL 111-380)
- 100 PSI WORKING PRESSURE.
- BODY PROVIDES LARGE, RUGGED FLATS FOR PROPER INSTALLATION.
- FULL 360 DEGREE ROTATION.

Cambridge Brass considers the information in this submittal form to be correct at the time of publication. Item and option availability, including specifications, are subject to change without notice.

| VALVE SIZE | CATALOG NO. | INLET AWWA (CC) | OUTLET CB COMP. | HEIGHT | LENGTH | "A" | "B" | APPROX. WT. LBS. |
|------------|-------------|--------------------|--------------------|--------|--------|-------|-------|---------------------|
| 3/4" | 302NL-A3HI3 | 3/4" | 3/4" | 2.54" | 3.69" | 2.06" | 1.21" | 2.6 |
| 1" | 302NL-A4HI4 | 1" | 1" | 2.75" | 4.22" | 2.41" | 1.30" | 4.3 |

Submitted by: