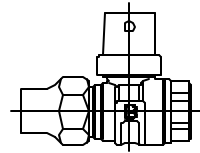


Cambridge Brass  
P.O. Box 249  
140 Orion Place  
Cambridge, Ontario  
Canada N1R 5V1  
Tel: (519) 621-5520  
Fax: (519) 621-8674  
http://www.cambridgebrass.com

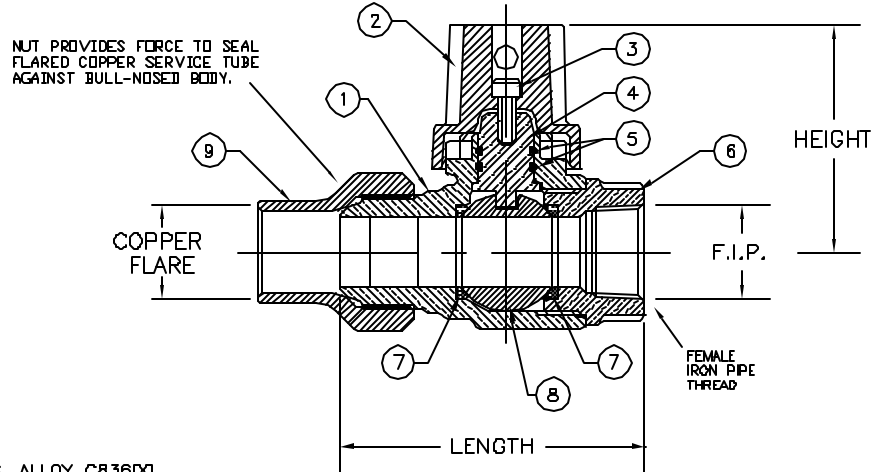


MODEL NO. 202

COPPER FLARE x FEMALE IRON PIPE

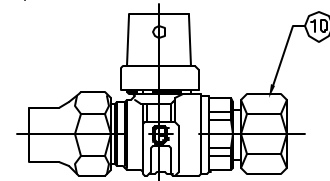
CURB STOP – BALL STYLE

FOR COPPER SERVICE TUBE x THREADED PIPE



PARTS AND MATERIAL:

1. VALVE BODY: CAST BRASS, ALLOY C83600
2. CAP: CAST BRASS, ALLOY C83600
3. CAP SCREW: STAINLESS STEEL, TYPE 304
4. STEM: STAINLESS STEEL, TYPE 303
5. O-RING: NITRILE RUBBER
6. ENDBODY: CAST BRASS, ALLOY C83600
7. SEATS: TEFLON
8. BALL: CAST BRASS, ALLOY C89833
9. TAILNUT: CAST BRASS, ALLOY C83600
10. ADAPTOR: CAST BRASS, ALLOY C83600



3/4" x 1/2" CONFIGURATION

FEATURES:

- MANUFACTURED IN COMPLIANCE WITH AWWA STANDARD C800-05 (ASTM B-62 AND ASTM B-584, UNS NO C83600-B5-5-5-5).
- <X> CSA CLASSIFIED TO ANSI/NSF STANDARD 61-8.
- FLOW CAN BE IN EITHER DIRECTION.
- ROTATION STOP RESISTS 200 FT-LB TORQUE.
- ENCAPSULATED LUGS UNDER CAP PROVIDE 90 DEGREE OPEN TO CLOSE OPERATION.
- HOLE FOR ATTACHING CURB BOX ROD OR HANDLE IS PROVIDED IN CAP.
- BLOWOUT PROOF DESIGN.
- 300 PSI WORKING PRESSURE.

ORDERING INFORMATION:

FULL 360 ROTATION = ADD "R" TO END OF CATALOG NO.  
HANDLE = ADD "H" TO END OF CATALOG NO.

Cambridge Brass considers the information in this submittal form to be correct at the time of publication. Item and option availability, including specifications, are subject to change without notice.

VALVE SIZE	CATALOG NO.	COPPER FLARE	F.I.P.	LENGTH	HEIGHT	APPROX. WT. LBS.	CLASSIFIED NSF 61-8
3/4"	202-C3F1	3/4"	1/2"	4.49"	2.50"		<X>
3/4"	202-C3F3	3/4"	3/4"	3.37"	2.50"	2.1	<X>
3/4"	202-C3F3S4170	3/4"	3/4"	4.17"	2.50"		<X>
1"	202-C4F4	1"	1"	3.82"	2.68"		<X>
1 1/4"	202-C5F5	1 1/4"	1 1/4"	5.59"	3.31"		<X>
1 1/2"	202-C6F6	1 1/2"	1 1/2"	6.09"	3.84"		<X>
2"	202-C7F7	2"	2"	6.56"	4.14"		

Submitted by: